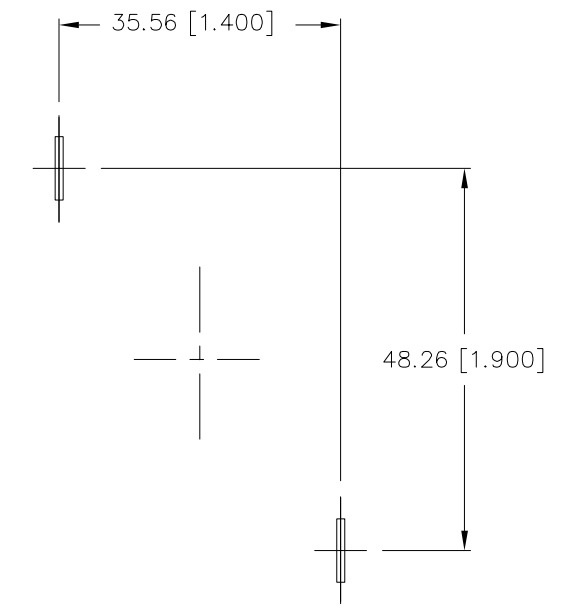
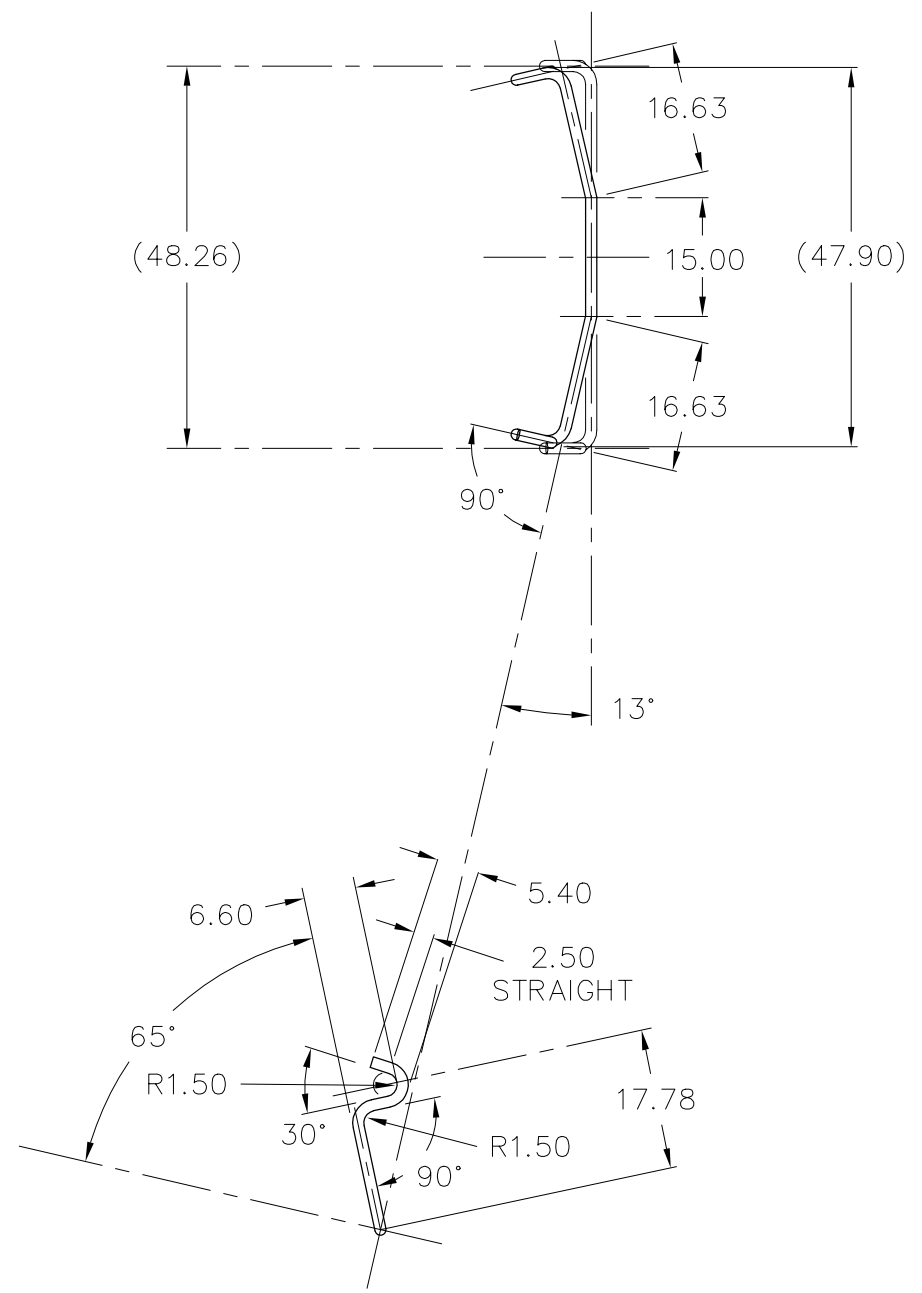
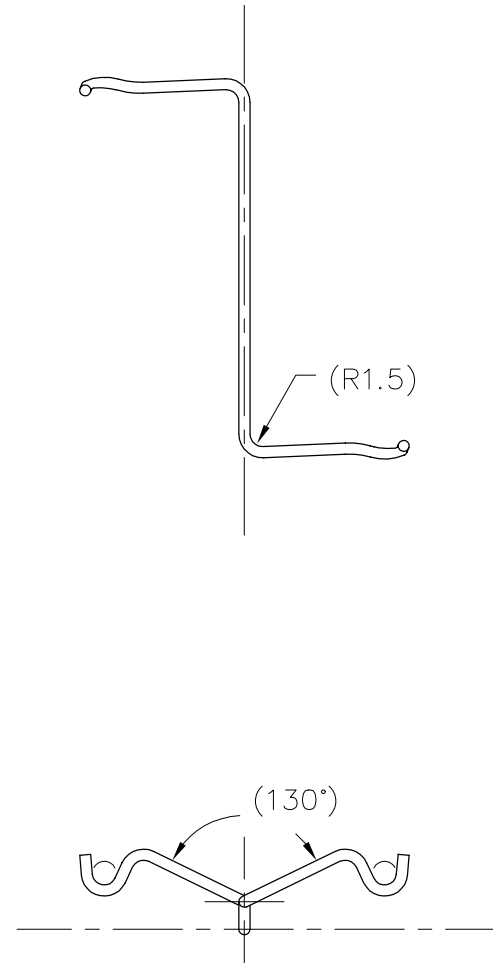


REVISIONS				
REV	DATE	DESCRIPTION	CHG	APPR
A	JUN 02. '05	CHG ANGLE	K.M	T.K
B	JUN 21. '05	CHG TO PRECOATED-MATERIAL ADD ANCHOR LAYOUT	Y.S.	Y.S.
	FEB 03. '06	CORRECTED SIDE-VIEW. NO ANY CHANGE.	Y.S.	Y.S.
	JUL 18. '06	ADD 13° ANGLE-VIEW AND ANGLE TOLERANCE.	Y.S.	Y.S.
	OCT 02. '06	ADD 5.08mm ON REF: ANCHOR LAYOUT	Y.S.	Y.S.
	FEB 13. '08	DELETE INFORMATION OF HOLES FOR SOLDER ANCHOR.	Y.S.	Y.S.



REF: ANCHOR LAYOUT

- NOTES : UNLESS OTHERWISE SPECIFIED
1. INTERPRET DIMENSIONS AND TOLERANCES PER ANSI Y14.5M
  2. ALL DIMENSIONS ARE IN MILLIMETERS.
  3. MATERIAL SW-C (SWIC-F NICKEL PRECOATED)  
WIRE DIA 1.40
  4. TOLERANCES :  
.XX ±0.254  
.XXX ±0.127  
ANGLES ± 3°

ITEM	PART NO.	PART NAME	REMARK	Q'TY
<b>ALPHA CO.,LTD.</b>			CSTM'R'S PART NO.	
		MATERIAL SEE NOTE 3	NAME Z-CL 35.5 x 48.2	
SCALE 1 : 1		APPR & CHCK T.KATAOKA	PART NO. & DWG NO. S001ZB28	REV B
DATE APR 14. '05		DSGN & DWG K.MATSUHISA	RDCTN:	LOFF: